



**KAR LIFT SOLUTIONS**  
by OMER®



# NAUTILUS

## @Karliftingsolutions

We sell “Solutions” not  
just Equipment

**“UNDER THE SURFACE  
INDEFINITELY”**



**KAR LIFT SOLUTIONS**  
by OMER®



# NAUTILUS

## Problem:

**Older Low Pressure In Grounds with floor controls, mechanical safety locks, leaking seals, worn/grooved plungers**







**KAR LIFT SOLUTIONS**  
by OMER®



# NAUTILUS

## Problem:

- \*Customer needs 50,000 lb. or 75,000 lb. Capacity**
- \*Lift(s) currently disabled & not being used**
  - \* Limited “Capital” money available**  
**For new replacement equipment**





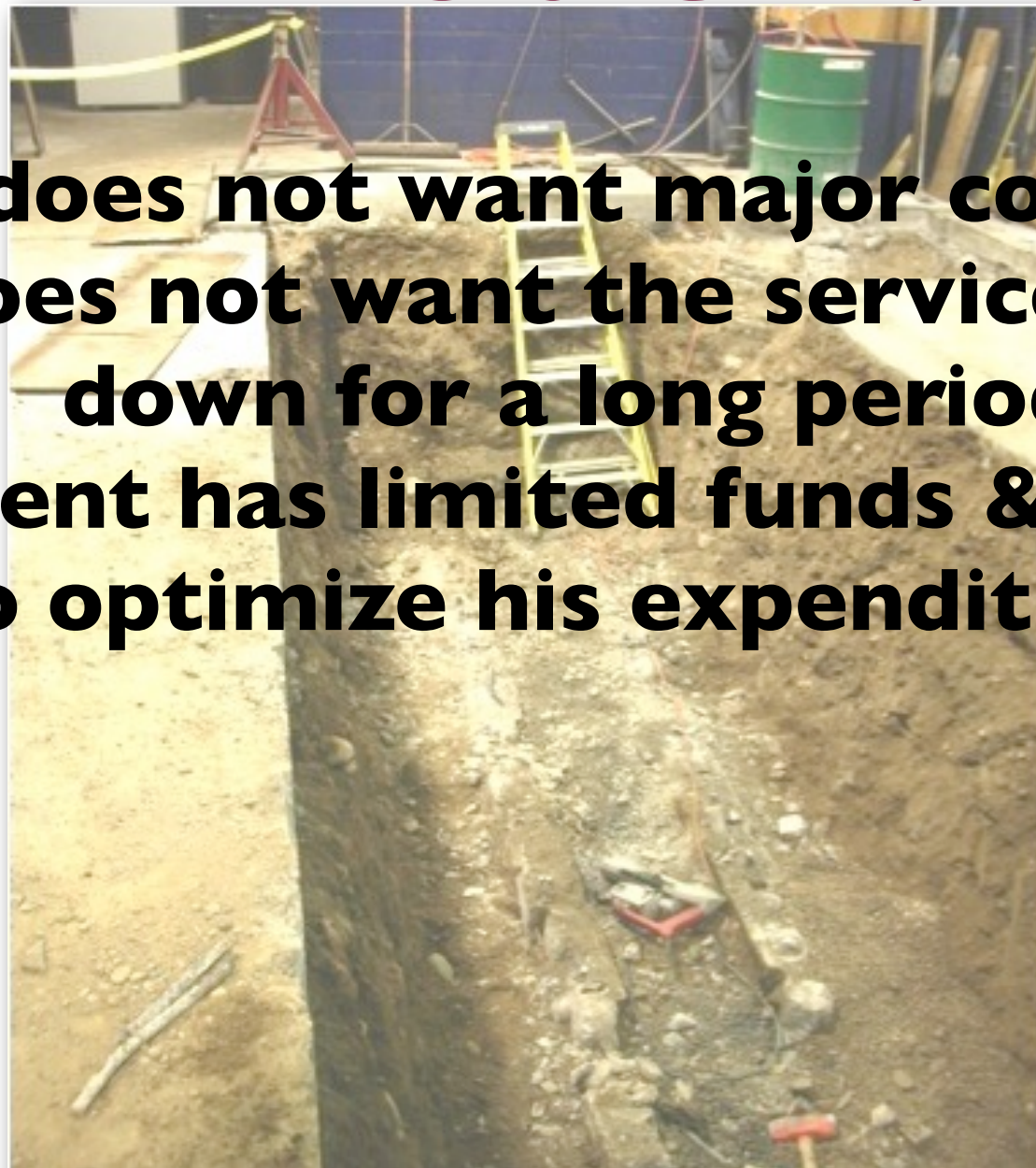
**KAR LIFT SOLUTIONS**  
by OMER®



# NAUTILUS

## Problem:

- \* Client does not want major construction**
- \* Client does not want the service area closed down for a long period**
- \* Client has limited funds & needs to optimize his expenditures**







**KAR LIFT SOLUTIONS**  
by OMER®



# NAUTILUS

## Solution(s):

- \* Recommend **Retro Fitting** existing cement trench
- \* The result will be a reduced amount of excavation
  - \* Expense be charged to building/operations  
“maintenance budget”
- \* New replacement equipment can be **ALI/ETL** certified & environmentally protected



**KAR LIFT SOLUTIONS**  
by OMER®

# NAUTILUS

## Solution(s):

- \* **New replacement cylinders**  
**Chrome plated, with galvanized & fiberglass**  
**Protected lifting Rams**

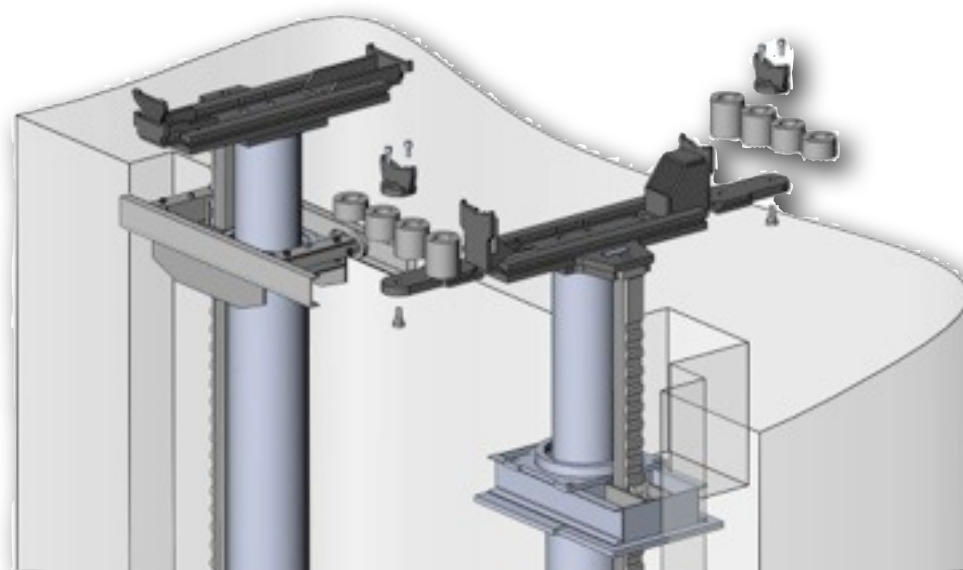




**KAR LIFT SOLUTIONS**  
by OMER®

# NAUTILUS Solution(s):

- 1) Excavate rear lifting cylinder**
- 2) Remove front frame/ track**
- 3) Provide sub floor conduit to run Oil & air lines to pedestal or wall control**
- 4) Install new rear & front lifting cylinders**
- 5) Fill & concrete finish floor**



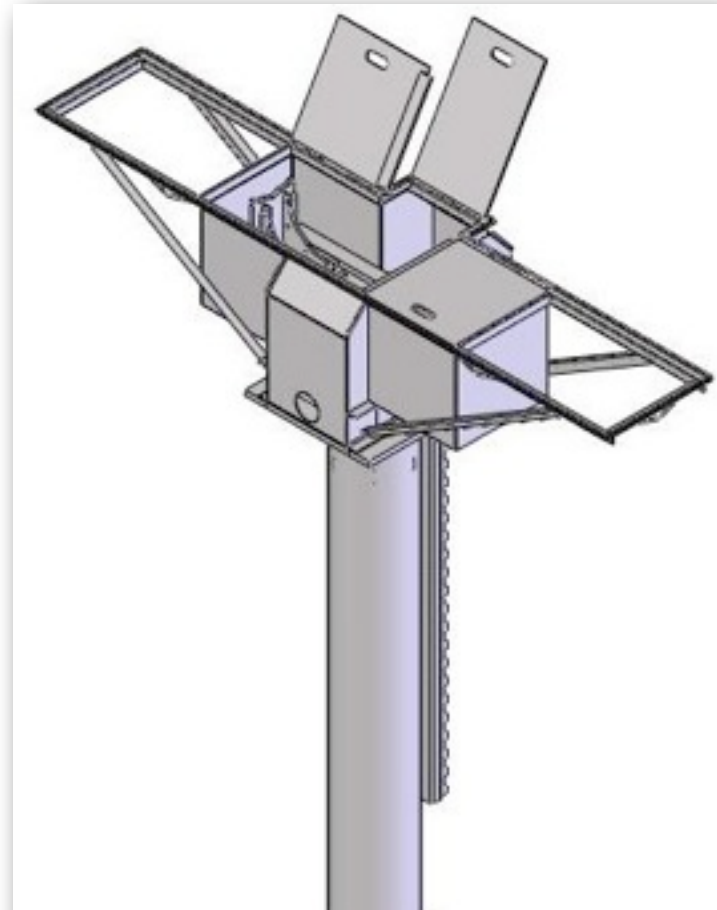


**KAR LIFT SOLUTIONS**  
by OMER®



# NAUTILUS Solution(s):

**Existing Rear Cylinder to be completely  
Removed and replace with a new  
Containment box**







**KAR LIFT SOLUTIONS**  
by OMER®

# NAUTILUS

## Solution(s):

### Rear Piston Containment Box





**KAR LIFT SOLUTIONS**  
by OMER®



# NAUTILUS

## Solution(s):

**Replacement Rear Cylinder with  
Galvanized frame & Covers**







**KAR LIFT SOLUTIONS**  
by OMER®



# NAUTILUS

## Solution(s):

**Using existing trench wall install a new Galvanized track/frame**







**KAR LIFT SOLUTIONS**  
by OMER®

# NAUTILUS

## Solution(s):



**Tie Track into existing rebar & Cement  
Level with existing floor**





**KAR LIFT SOLUTIONS**  
by OMER®

# NAUTILUS Solution(s):



**Old Lift has been removed with floor  
Repaired & New Lifting System installed**









**KAR LIFT SOLUTIONS**

by OMER®

# NAUTILUS Solution(s):

**Install new hydraulic Z Drive front  
Cylinder spotter drive**







**KAR LIFT SOLUTIONS**  
by OMER®

# NAUTILUS Solution(s):

**Install & Adjust New front  
Moveable Cylinder**





**KAR LIFT SOLUTIONS**  
by OMER®



# NAUTILUS Solution(s):

**Install New 100 Gallon Tank & 10HP  
Motor with 40 GPM Pump**







**KAR LIFT SOLUTIONS**  
by OMER®

# NAUTILUS

## Solution(s): Install New Electronic “Equalized” Control Panel







**KAR LIFT SOLUTIONS**  
by OMER®



# NAUTILUS

## Solution(s):

**Hang Remote Pendant Control  
From Overhead Festoon**





**KAR LIFT SOLUTIONS**  
by OMER®

# NAUTILUS Solution(s):

**Install Frame Adapters & Test Lift**







**KAR LIFT SOLUTIONS**  
by OMER®

# **NAUTILUS** **Solution(s):** **New Chromed Plungers**







**KAR LIFT SOLUTIONS**  
by OMER®



# NAUTILUS

**“UNDER THE SURFACE  
INDEFINITELY”**

