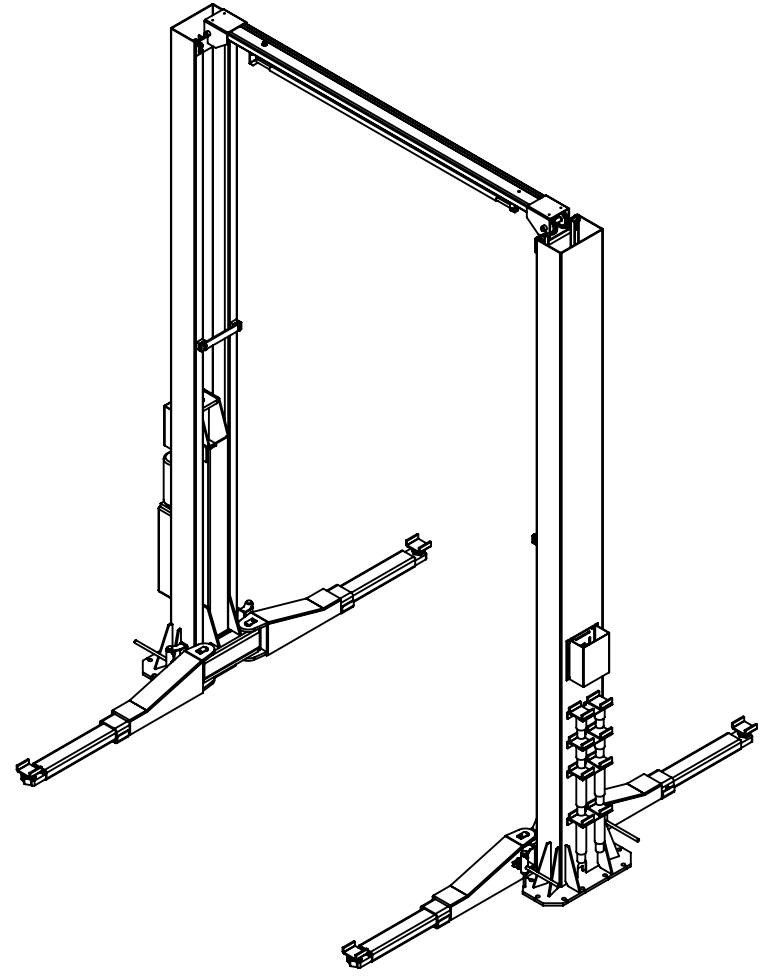
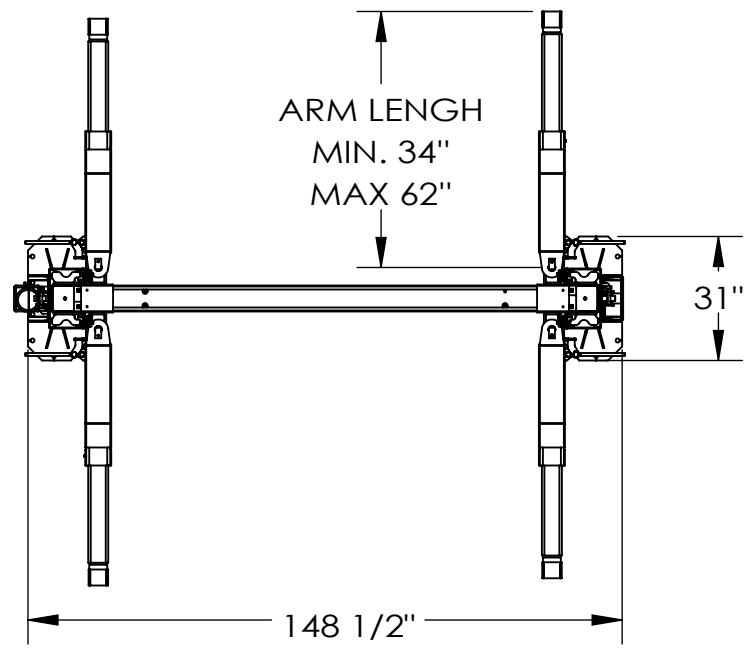


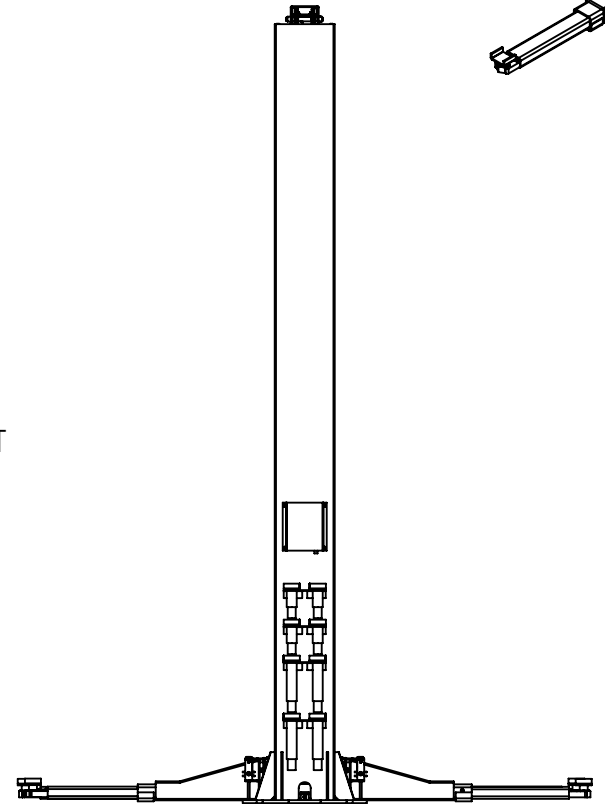
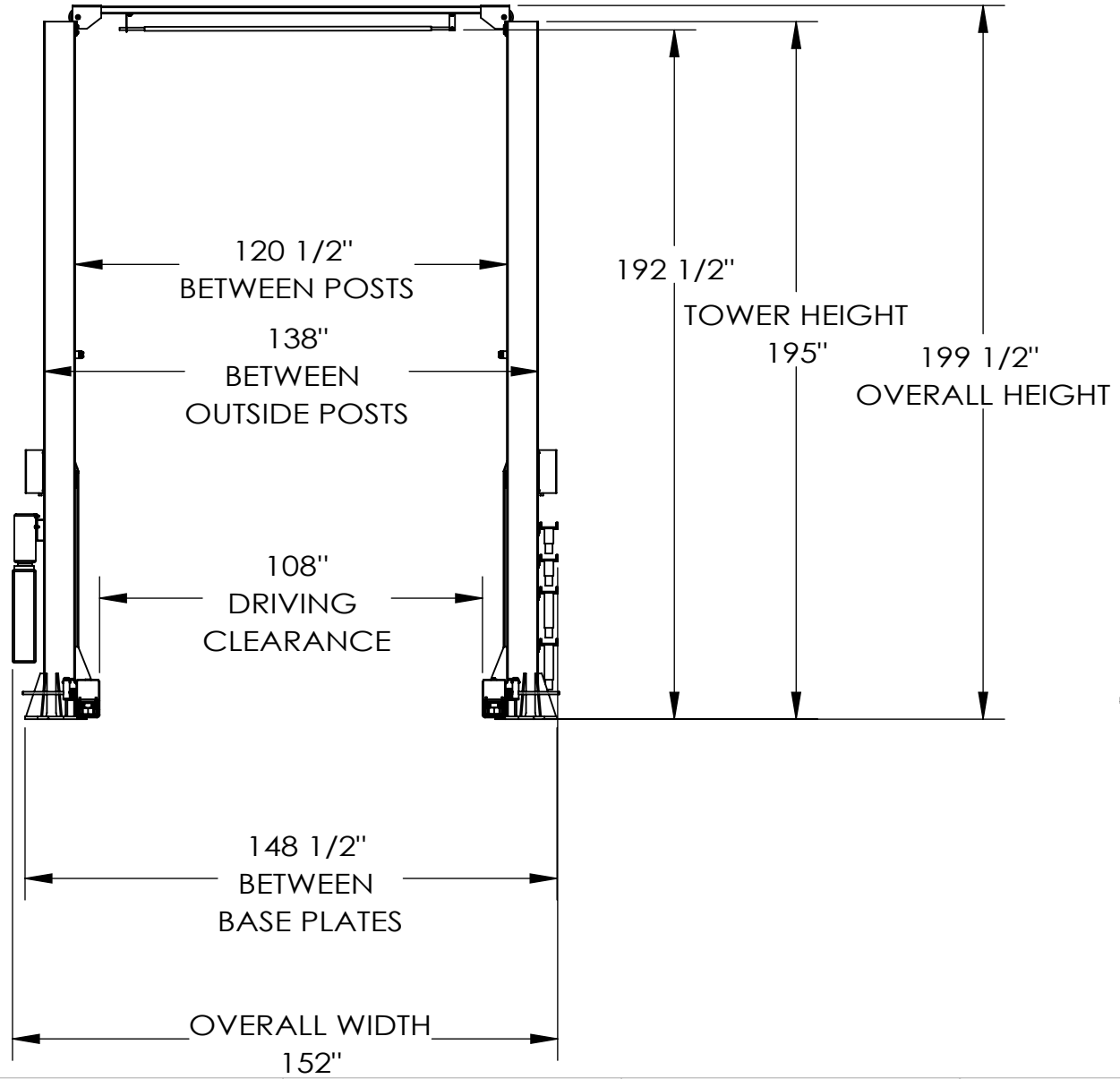
8 7 6 5 4 3 2 1

D
C
B
A

D
C
B
A



RAISE HEIGHT:
76" W/ STAND PADS
80" W/ MEDIUM PADS
86" W/ LONG PADS



UNLESS OTHERWISE SPECIFIED:
DIMENSIONS ARE IN [MM] INCHS

TOLERANCES:
FRACTIONAL: $\pm[1.5] 1/16"$
ANGLE: MACH $\pm 1/2^\circ$ BEND $\pm 1^\circ$
X.X" (1 DECIMAL): $\pm[3] 0.1"$
X.XX" (2 DECIMAL): $\pm[1] 0.03"$
X.XXX" (3 DECIMAL): $\pm[0.5] 0.010"$

GEOMETRIC TOLERANCING PER:
ASME Y.14.5M-1994

MATERIAL

FINISH

DO NOT SCALE DRAWING

TLS

PROPRIETARY AND CONFIDENTIAL
THE INFORMATION CONTAINED IN THIS DRAWING IS THE SOLE PROPERTY OF TOTAL AUTOMOTIVE LIFTING SOLUTIONS INC. (TLS). ANY REPRODUCTION IN PART OR AS A WHOLE WITHOUT THE WRITTEN PERMISSION OF TLS IS PROHIBITED.

NAME: S.Z.
DATE: FEB. 2012

CHECKED

APPROVED

TOTAL AUTOMOTIVE LIFTING SOLUTIONS INC.
(905)847-1198 FAX (905)891-1214
www.TLSLifts.com

MODEL: TLS218SRx1

CAPACITY: 18,000LBS

SIZE	PART#	REV.
B	ALT. PART#	

SCALE: 1:48

SHEET 1 OF 1

18K 2 POST

8 7 6 5 4 3 2 1