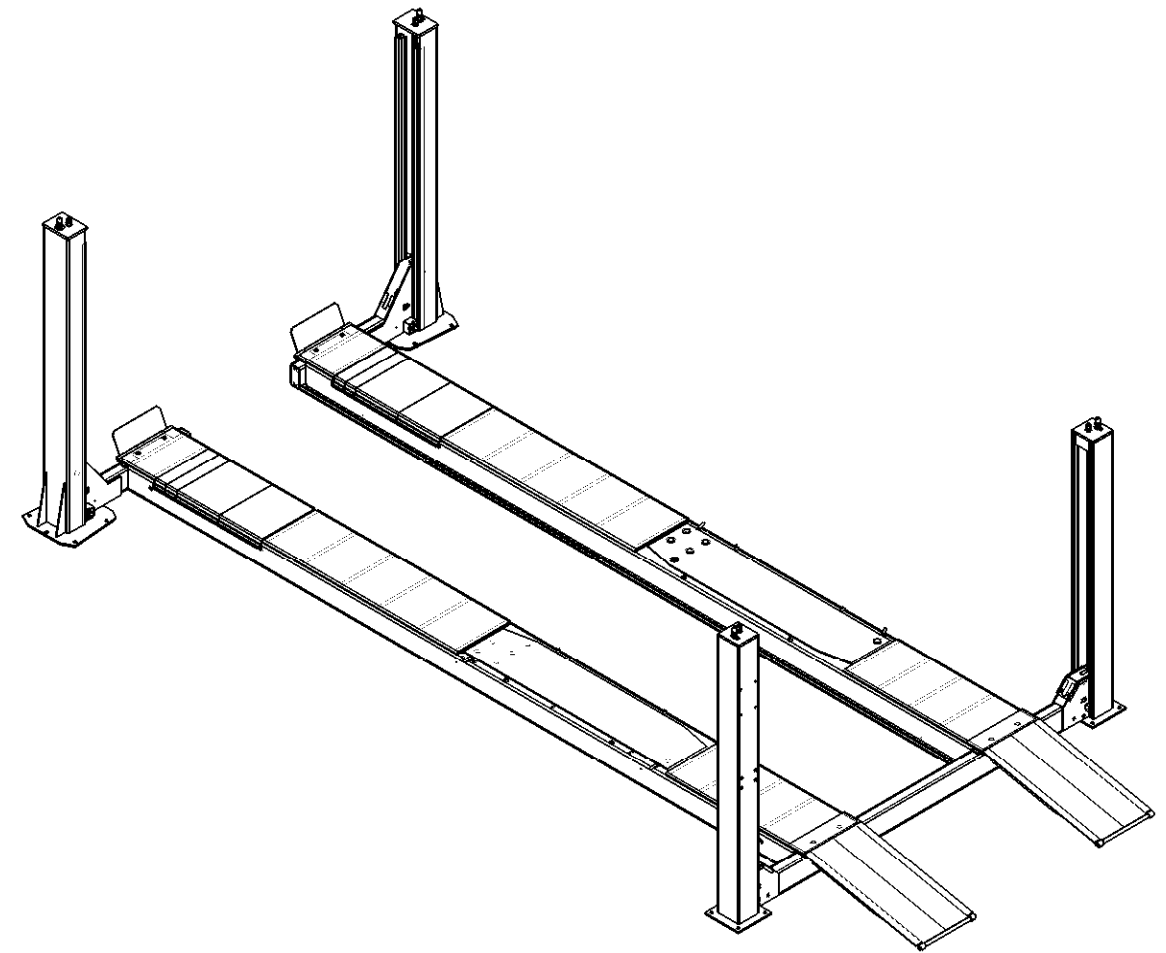



8 7 6 5 4 3 2 1

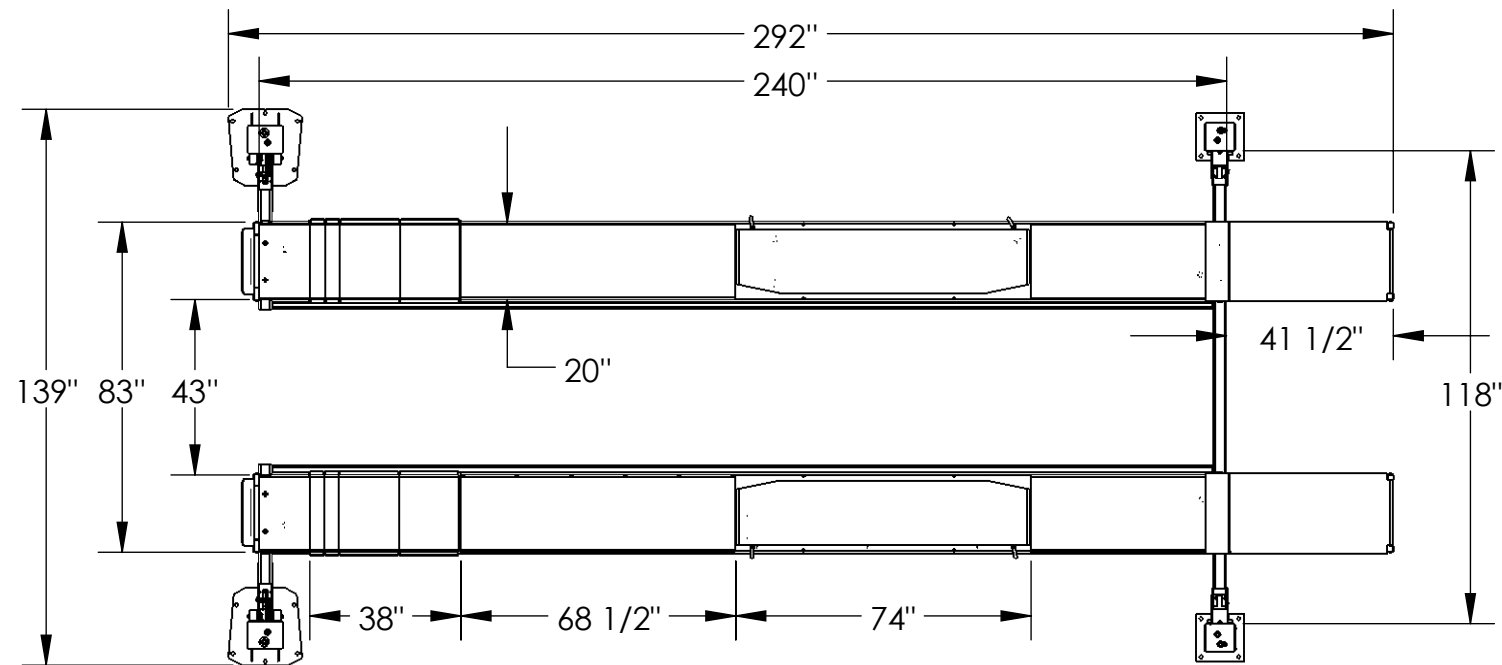
D

D



C

C



B

B

A

A

UNLESS OTHERWISE SPECIFIED:
DIMENSIONS ARE IN [MM] INCHS

TOLERANCES:
 FRACTIONAL: $\pm[1.5] 1/16"$
 ANGLE: MACH $\pm 1/2^\circ$ BEND $\pm 1^\circ$
 X.X" (1 DECIMAL): $\pm[3] 0.1"$
 X.XX" (2 DECIMAL): $\pm[1] 0.03"$
 X.XXX" (3 DECIMAL): $\pm[0.5] 0.010"$
GEOMETRIC TOLERANCING PER:
 ASME Y.14.5M-1994

MATERIAL

FINISH

DO NOT SCALE DRAWING



PROPRIETARY AND CONFIDENTIAL
 THE INFORMATION CONTAINED IN THIS
 DRAWING IS THE SOLE PROPERTY OF TOTAL
 AUTOMOTIVE LIFTING SOLUTIONS INC. (TLS).
 ANY REPRODUCTION IN PART OR AS A
 WHOLE WITHOUT THE WRITTEN PERMISSION
 OF TLS IS PROHIBITED.

NAME DATE

DRAWN S.Z. 11/12/2012

CHECKED

APPROVED

**TOTAL AUTOMOTIVE LIFTING
 SOLUTIONS INC.**
 (905)847-1198 FAX (905)891-1214
www.TLSLifts.com

MODEL: TLS414ALOX1

CAPACITY: 14,000LBS

SIZE PART# REV.

B ALT. PART#

SCALE: 1:48

SHEET 1 OF 1

8 7 6 5 4 3 2 1

14K 4 POST ALIGNMENT EXTENDED