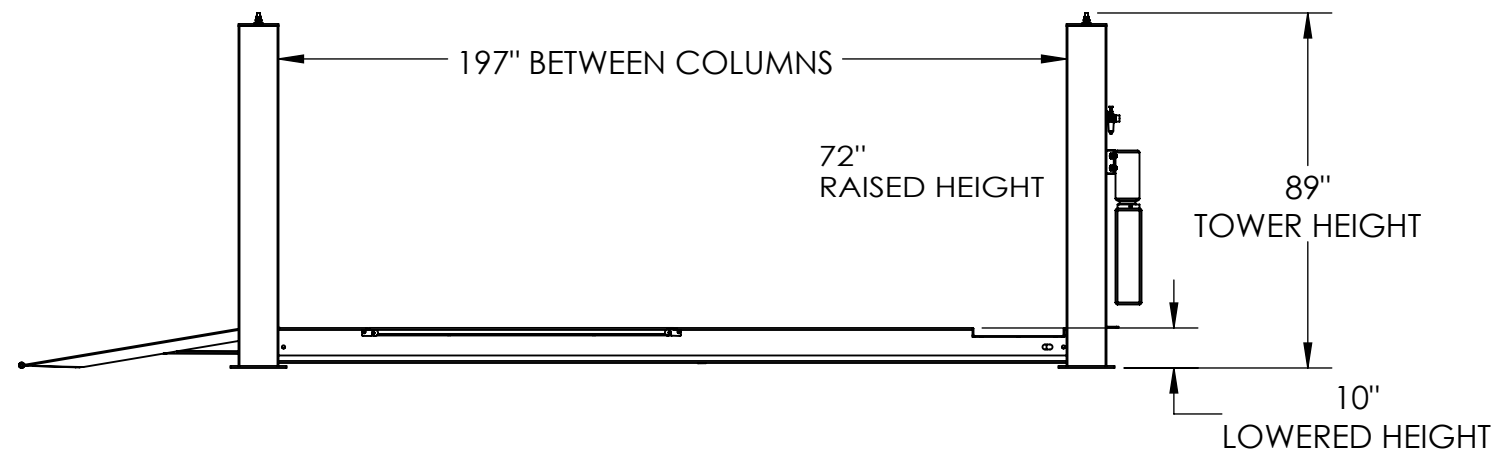


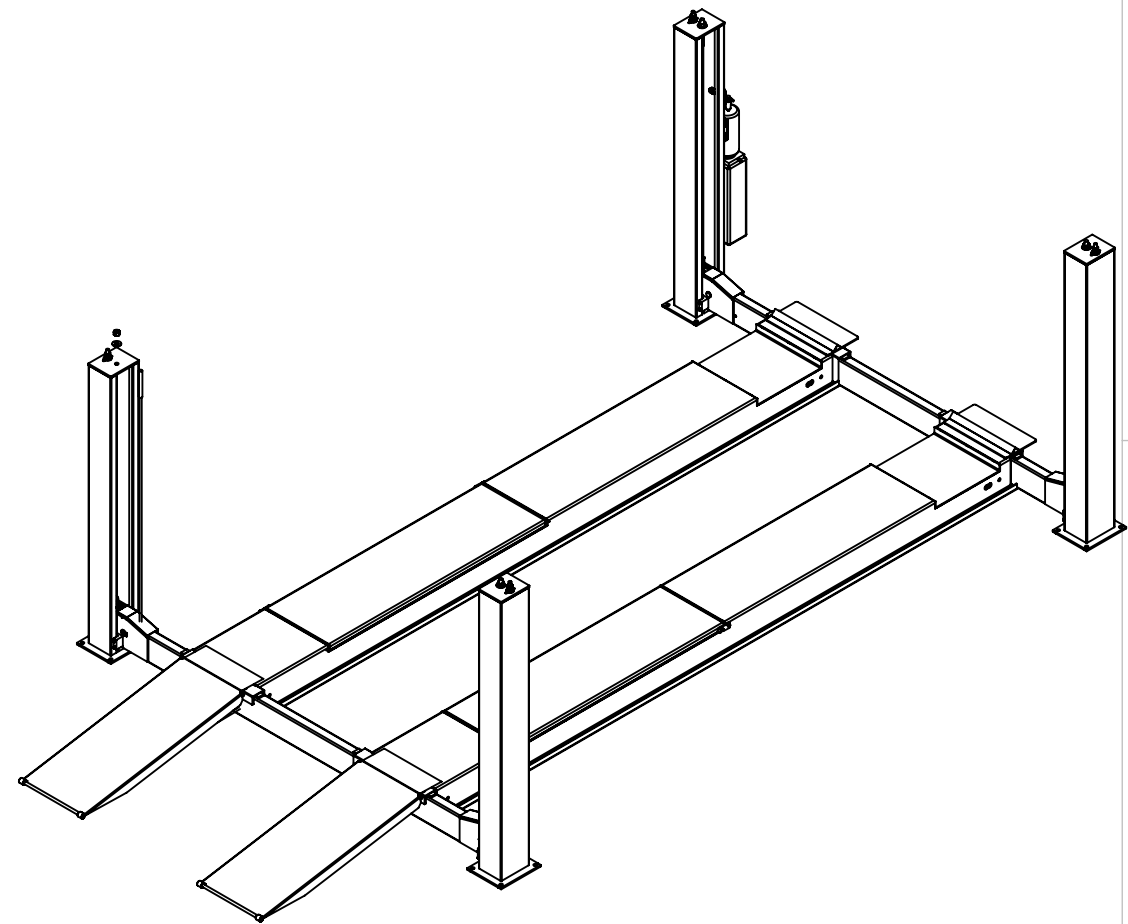
8 7 6 5 4 3 2 1

D



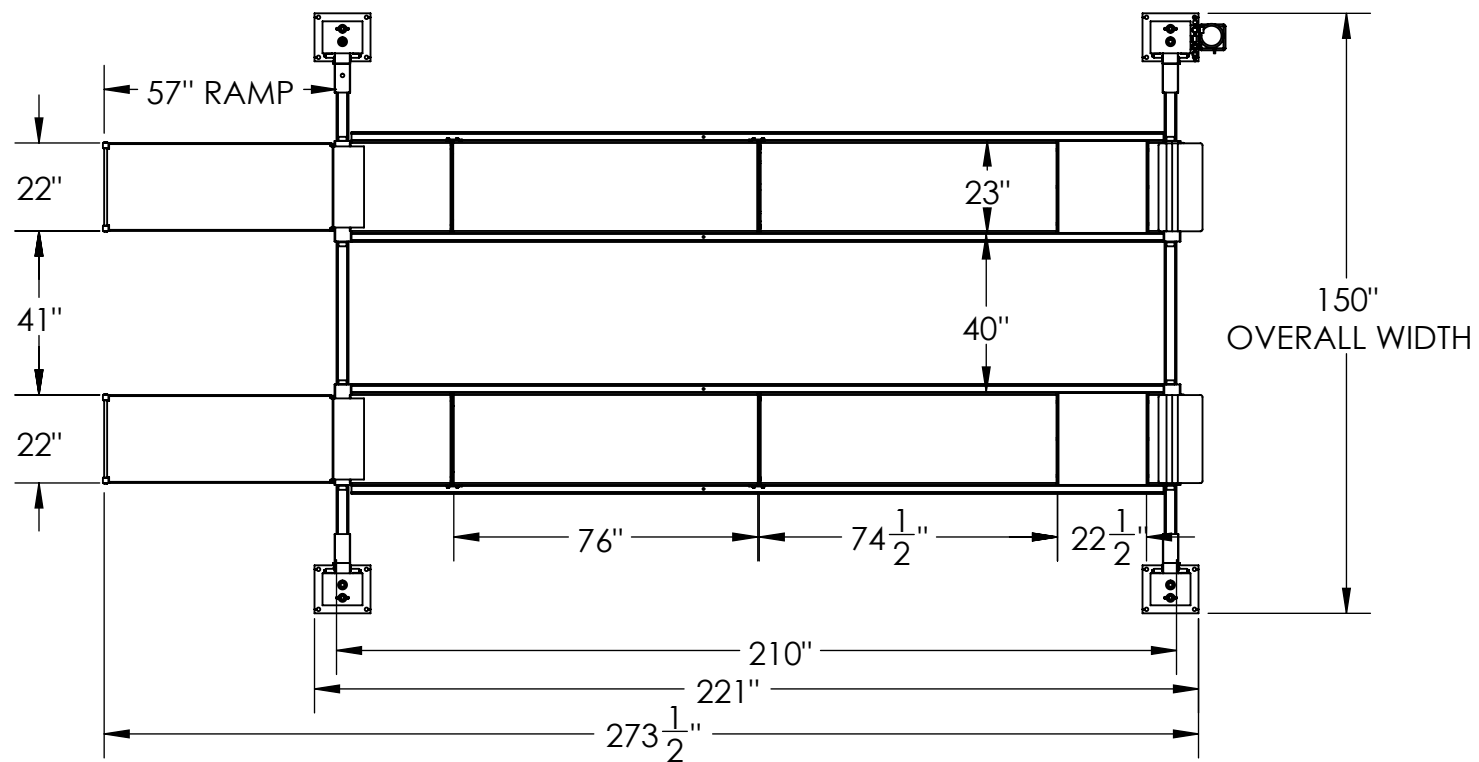
D

C



C

B



B

A

UNLESS OTHERWISE SPECIFIED:
DIMENSIONS ARE IN [MM] INCHS

TOLERANCES:
 FRACTIONAL: ±[1.5] 1/16"
 ANGLE: MACH ±1/2° BEND ±1°
 X.X" (1 DECIMAL): ±[3] 0.1"
 X.XX" (2 DECIMAL): ±[1] 0.03"
 X.XXX" (3 DECIMAL): ±[0.5] 0.010"
GEOMETRIC TOLERANCING PER:
 ASME Y.14.5M-1994



PROPRIETARY AND CONFIDENTIAL
 THE INFORMATION CONTAINED IN THIS
 DRAWING IS THE SOLE PROPERTY OF TOTAL
 AUTOMOTIVE LIFTING SOLUTIONS INC. (TLS).
 ANY REPRODUCTION IN PART OR AS A
 WHOLE WITHOUT THE WRITTEN PERMISSION
 OF TLS IS PROHIBITED.

**TOTAL AUTOMOTIVE LIFTING
 SOLUTIONS INC.**
 (905)847-1198 FAX (905)891-1214
www.TLSLifts.com

MODEL: TLS419ALCRx1

CAPACITY: 19,000LBS

MATERIAL

FINISH

DO NOT SCALE DRAWING

	NAME	DATE
DRAWN	S.Z.	11/01/2013
CHECKED		
APPROVED		

SIZE	PART#	REV.
B	ALT. PART#	

SCALE: 1:48

SHEET 1 OF 1

19K 4 POST ALIGNMENT STANDARD

8

7

6

5

4

3

2

1